



STONE COATED ROOF TILES

CATALOG PRODUCT

SIX PRODUCT ADVANTAGES

LAYER UPON LAYER PROTECTION

AGEING RESISTANCE

Polymer material synthesis, multi-layer anti-aging coating, layer protection, longer life more durable and lasting

NO CRACKING

High strength cold rolled steel, no cracking in extreme environment, 20 high temperature test (70°C), 40 acid and alkali rainfall (15°C) cycle, 1000H freezing test (-30°C), weather resistance is stronger and more reliable

NO FADING

Color sand using ceramic high temperature baking coloring process, bright color, color can be up to 50 years

NO PEELING OFF

self-locking design, improve the overall roof structural strength, wind resistance test more than 15, safe and firm

REDUCE NOISE

Natural color sand particle surface, minimize the noise in rainy days, compared with the traditional roof, noise reduction efficiency increased by 30%

FLAME RESISTANCE AND FIREPROOF

Grade A non-combustible fireproof material, effective barrier high temperature, open flame, use more secure

High corrosive acrylic resin protective coating

High temperature porcelain baked enamel sand

High strength acrylic adhesive base

Steel plate protective coating

Aluminum-zinc alloy coating

High quality steel plate

Aluminum-zinc alloy coating

Steel plate protective film




Domestic top automatic assembly line

The introduction of 16 domestic high-end automatic production lines, high degree of intelligence, more advanced technology, more stable quality



12 TRADITIONAL MODERN TILE TYPES, INCLUDING CURVED TILE, BEVELED TILE, SQUARE TILE, RAINBOW TILE, MILAN TILE, WOOD TILE, DEEP ROMAN TILE, METAL




Brand manufacturer

High quality color stone metal tile

Brand raw materials, strict control, to ensure quality, safety and reliability



PRODUCTS





PRODUCT PARAMETER



Tile type	Product size	1350MM X 420MM
CLASSICAL SEVEN-WAVE	Effective size	1270MM X 370MM
	Usage per square meter	2.13Piece
	Weight	2.0-3.5KG/Piece

PRODUCT PARAMETER

Tile type	Product size	1340MM X 420MM
NORTHERN	Effective size	1275MM X 370MM
	Usage per square meter	2.13Piece
	Weight	2.0-3.5KG/Piece



PRODUCTS




PRODUCT PARAMETER


Tile type	Product size	1330MM X 420MM
ROMAN	Effective size	1220MM X 370MM
	Usage per square meter	2.22Piece
	Weight	2.0-3.5KG/Piece

PRODUCT PARAMETER

Tile type	Product size	1350MM X 420MM
SHINGLE TILE	Effective size	1270MM X 370MM
	Usage per square meter	2.13Piece
	Weight	2.0-3.5KG/Piece



PRODUCTS




PRODUCT PARAMETER


Tile type	Product size	1340MM X 420MM
WOOD TILE	Mounting dimension	1270MM X 370MM
	Usage per square meter	2.13Piece
	Weight	2.0-3.5KG/Piece

PRODUCT PARAMETER

Tile type	Product size	1360MM X 420MM
MILANO	Effective size	1230MM X 365MM
	Usage per square meter	2.22Piece
	Weight	2.0-3.5KG/Piece



PRODUCTS




PRODUCT PARAMETER

Tile type	Product size	1260MM X 420MM
DEEP ROMAN TILE	Effective size	1210MM X 370MM
	Dosage per square meter	2.22Piece
	Weight	2.0-3.5KG/Piece

PRODUCT PARAMETER


Tile type	Product size	1340 * 420 * 0.4 MM
Slate tile	Effective size	1290 * 370 * 0.4 MM
	Covered area	2.1PCS / M ²
	Weight	2.0-3.5KG/Piece



PRODUCTS


TILE IN CUSTOMIZED LENGTH

PRODUCT PARAMETER		
Tile type	Product size	860MM
Circular arc tile	Effective size	800MM
	Pitch	300-600 (400-500 RECOMMENDED)
	Weight	4.81- 6 KG/m ²



TILE IN CUSTOMIZED LENGTH

PRODUCT PARAMETER		
Tile type	Product size	900MM
Bamboo tube tile	Effective size	800MM
	Pitch	300-600 (380 RECOMMENDED)
	Weight	4.81- 6KG/m ²



COLOR CHART

PRODUCT PARAMETER

Tile type	Product size	973MM
Tudor tile	Effective size	905MM
	Thickness	0.3-0.6 MM
	Weight	4.81- 6KG/m ²



Terracotta




Wine Red




Orange Red



Black Red



Forest Green



Green Black



Sky Blue




Arctic Blue



Coffe



Dark Grey



White




Coffee Brown




Black grey



Smoky Gray




Black & White



Black




Beige Red




Tiger Skin Color

RELATED ACCESSORIES


ANGULAR RIDGE TILE



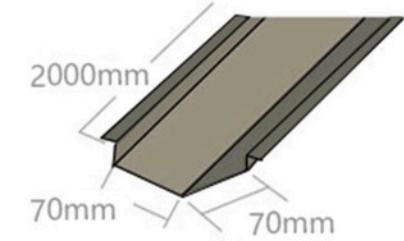
CORNICE



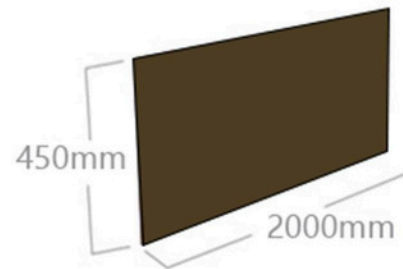
MOUNTAIN WALL PANEL




GUTTER PLATE




FLAT PLATE



FLOOD PLATE



ROUND RIDGED TILE



RIDGE TILE

